



Pouring Rain

By Patti Carey of Patti's Patchwork
for *Quilt Block Mania* April 2021



Finished Size: 12" square

Skill level: Intermediate

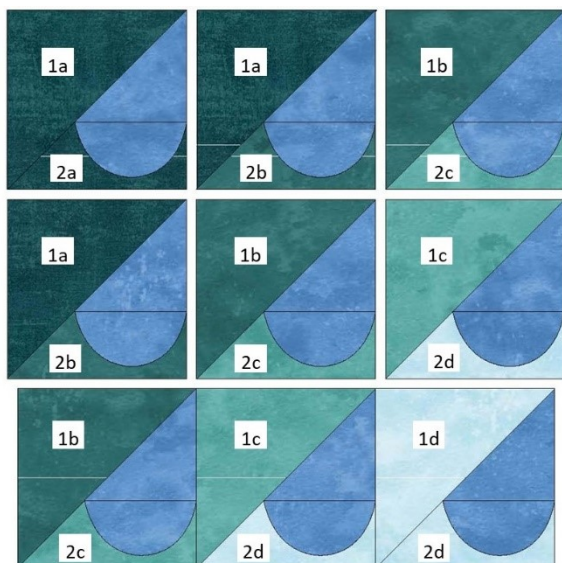
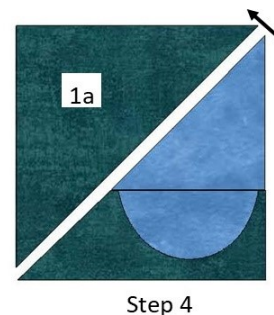
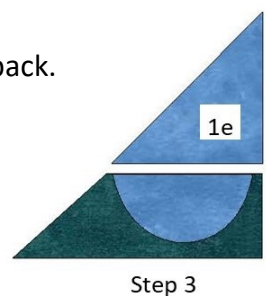
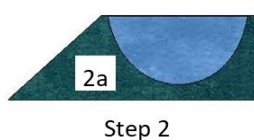
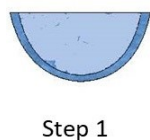
Fabrics used: Northcott's *Toscana* suede-look texture and Canvas texture

Fabric	Cutting Instructions
A – dark (#9030-68 Peacock)	◇ Cut (2) 4 $\frac{7}{8}$ " squares (1a) (cut once diagonally) and 1 piece using Template 2 (2a)
B – med. dark (#9020-63 Aegean Sea)	◇ Cut (2) 4 $\frac{7}{8}$ " squares (1b) (cut once diagonally) and 2 pieces using Template 2 (2b)
C – medium (#9020-64 Sea Glass)	◇ Cut (1) 4 $\frac{7}{8}$ " square (1c) (cut once diagonally) and 3 pieces using Template 2 (2c)
D – pale (#9020-60 Reflection)	◇ Cut (1) 4 $\frac{7}{8}$ " square (1d) (cut once diagonally) and 3 pieces using Template 2 (2d)
E – blue (#9020-444 Got the Blues)	◇ Cut (5) 3 $\frac{3}{8}$ " squares (1e) (cut once diagonally) and 9 pieces using Template 1

Piecing: All seams are $\frac{1}{4}$ " unless noted. Press seams toward last unit added or as indicated.

1. Press curved edge of each Fabric E Template 1 piece under $\frac{1}{4}$ " to back.

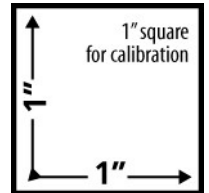
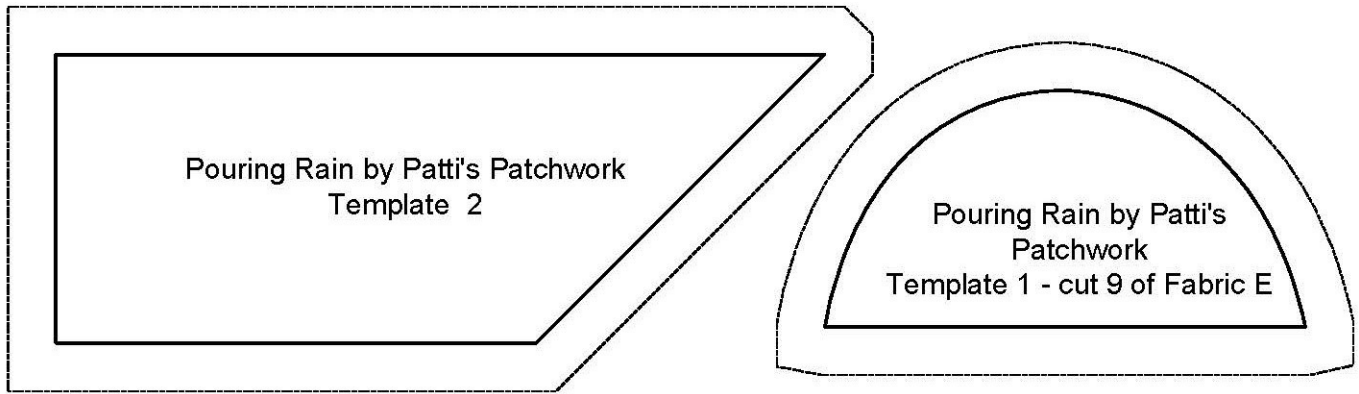
2. Position on each Template 2 piece as shown, aligning raw edges. Machine- or hand-stitch curved edge in place.



3. Sew a 1e triangle to edge of each unit above, pressing seam toward 1e.

4. Referring to diagram at left, sew a 4 $\frac{7}{8}$ " triangle to angled edge of each unit above, pressing seam toward triangle.

5. Arrange in 3 rows of 3, following the diagram. Sew into rows, then sew rows together.



Join the Hexie Crush Quilt-along April 14 – June 16. Pick up your pattern [here](#) and sign up [here](#). Weekly prizes for posting pictures of your blocks using #hexiecrushqal 😊



Visit www.pattispatchwork.com - home of the awesome [E-Z Miter & Lone Star Tool](#) - for more quilt patterns using time-saving efficient methods. Sign up for the monthly newsletter (link at the bottom of the main page) for quilty goodness and subscriber-only specials. Also subscribe to Patti's 2-3x/month blog at www.pattispatchwork-blog.com for quilting tips and tasty recipes. Follow Patti's Patchwork on Facebook for live tutorials and newsy stuff. Join me on the [Quilt Bee at Sea 19-day Hawaiian cruise February 2-20, 2022](#) with World of Quilts Travel. Sign up now – it's almost sold out!